

Summary

Report as of: 04-17-2024

EUNOMIA RESEARCH & CONSULTING LIMITED

ACTIVE SUBSIDIARY

Address: 37 Queen Square, BRISTOL, BS1 4QS, United Kingdom
Registration Number: 04150627
Alerts:

SCORES AND RATINGS

Max. Credit Recommendation ⓘ £ 62,500	Payment Behaviour Score ⓘ 80 LOW RISK	Cash Flow Risk (also known as Delinquency Score) ⓘ 100 LOW RISK	Risk of Bad Debt Write-off (also known as Failure Score) ⓘ 50 MODERATE RISK	D&B Rating ⓘ 2A
--	---	---	---	------------------------

COMPANY PROFILE



D-U-N-S 22-131-6347	Telephone 0117 917 2250	Employees 129 (129 here)
Legal Form Private Limited Liability Company	Website www.eunomia.co.uk	Age (Year Started) 23 years (2001)
Registered Date 30 January 2001		
Ownership Not publicly traded		

Street Address:
37 Queen Square
BRISTOL, BS1 4QS
United Kingdom

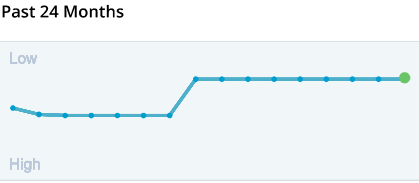
RISK ASSESSMENT

Payment Behaviour Score

80

Low Risk (100)
Pays On Time

High Risk (0)

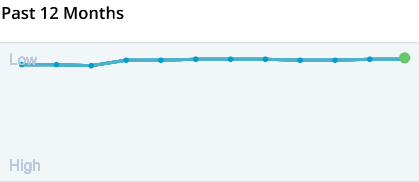


Cash Flow Risk (also known as Delinquency Score)

100

Low Risk (100)
Company's risk level is: **LOW**
Probability of delinquency over the next 12 months: 1.32%

High Risk (1)

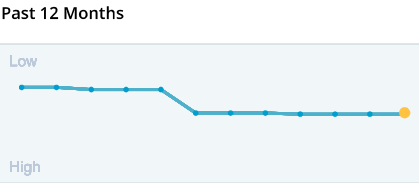


Risk of Bad Debt Write-off (also known as Failure Score)

50

Low Risk (100)
Company's risk level is: **MODERATE**
Probability of failure over the next 12 months: 1.34%

High Risk (1)



D&B Rating

Current Rating as of 17/04/2024

Financial Strength
2A: £1,500,000 to £6,999,999 in
Tangible Net Worth or Equity

Risk Indicator
3: Higher than Average Risk

Previous Rating

Financial Strength**Risk Indicator**

2A: £1,500,000 to £6,999,999 in Tangible Net Worth or Equity

2: Lower than Average Risk

LEGAL EVENTS

Events	Occurrences	Last Filed
Insolvency	No	-
Court Judgements	0	-
Mortgages and Charges	1	12/11/2015
Public Filings	No	-

TRADE PAYMENTS

Highest Past Due

£ 0

Highest Now Owing	Total Trade Experiences	Largest High Credit
£ 100	6	£ 100

OWNERSHIP

This company is a **Subsidiary**.

CARNATION HOLDINGS
LIMITED
United Kingdom
D-U-N-S Number 22-638-7564
100% shareholding

Total Members in Family Tree - 2

Subsidiaries	Branches
-	-

PEOPLE

Current Principals	New Appointments
1	0
Resignations	Closures
1	14

Executive Leadership

Joseph Papineschi,

PEERS

You have not yet added any peers.

Items per page



FINANCIAL OVERVIEW

Source: D&B

Key Business Ratios	Ratio for the Business
Current Ratio:	1.60

Key Business Ratios	Ratio for the Business
Acid Test:	1.60
Current Liabilities / Net Worth (%):	132.90
Sales / Net Working Capital:	
Return on Capital (%):	

Risk Assessment

D&B GUIDANCE

Overall Business Risk

LOW

LOW-MODERATE

MODERATE

MODERATE-HIGH

HIGH

Dun & Bradstreet Thinks...

Overall assessment of this company: STABLE CONDITION

Based on the perceived sustainability of this company: LIKELIHOOD OF CONTINUED OPERATIONS

Based on the payment behaviour of this company: VERY-LOW-POTENTIAL-FOR-SEVERELY-DELINQUENT-PAYMENTS

Maximum Credit Recommendation

£ 62,500

The recommended limit is based on a moderate probability of severe delinquency.

PAYMENT BEHAVIOUR SCORE

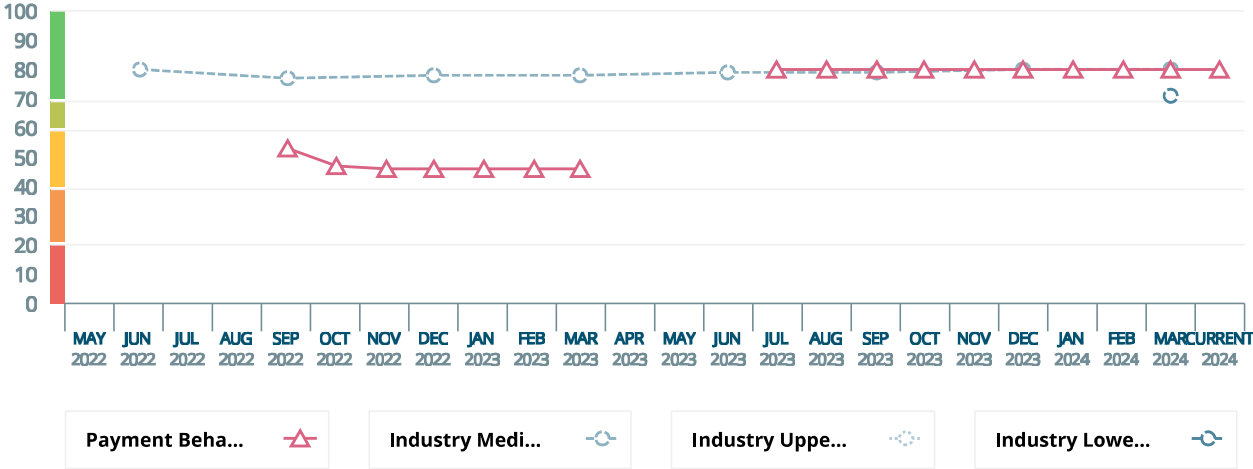
Based on 24 months of data

80

Low Risk (100)
Based on a D&B Payment Behaviour of 80
High Risk (1)

Risk of Slow Pay
Low
Payment behaviour
Pays on time

Business and Industry Trends



KEYS

Payment Behaviour

100
90
80
70
60
50
40
30
20
1-19
UN

Payment Practices

Anticipate
Discount
Prompt
15 Days Beyond Terms
22 Days Beyond Terms
30 Days Beyond Terms
60 Days Beyond Terms
90 Days Beyond Terms
120 Days Beyond Terms
Over 120 Days Beyond Terms
Risk Data Unavailable

CASH FLOW RISK (ALSO KNOWN AS DELINQUENCY SCORE)

100

Low Risk (100)
Based on a D&B Delinquency Score of 100
High Risk (1)

Factors Affecting Your Score:

- There are no payments owed 30+ days past due
- The percentage of payments 90+ days overdue in the last 12 months is very low
- The most recent past due payment was over 12 months ago
- There is no County Court Judgment present on this business, or the value is low
- This business is located in a region in which businesses tend to pay promptly or in advance
- There are no payments past due in the last month

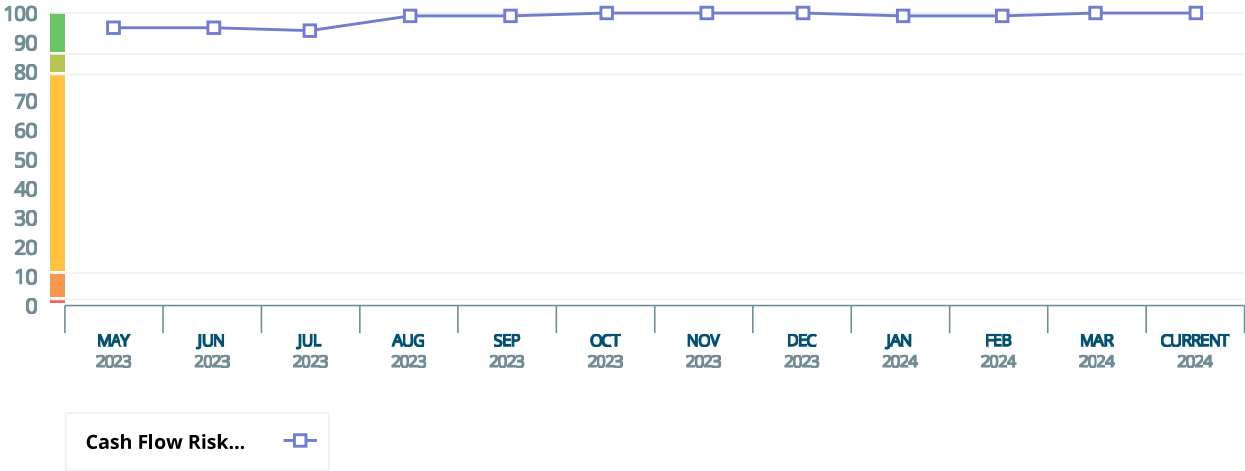
Level of risk

Low

Probability of Delinquency

1.32%

Business and Industry Trends



RISK OF BAD DEBT WRITE-OFF (ALSO KNOWN AS FAILURE SCORE)

50

Low Risk (100)

High Risk (1)

Based on a D&B Financial Score of 50

Factors Affecting Your Score:

- The cash ratio of the company is very weak
- Some of the principals of this business have associations with other businesses that have been subject to insolvency events
- Demographic information indicates low risk
- There have been no insolvency events associated to this company

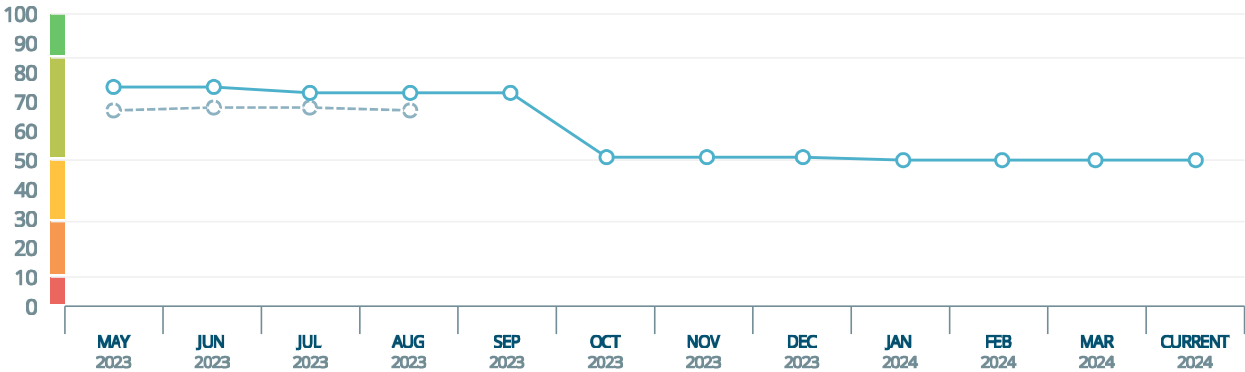
Level of risk


Moderate

Probability of Failure

1.34%

Business and Industry Trends



Risk of Bad De... 

Industry Medi... 

D&B RATING

Current Rating as of 17/04/2024

Financial Strength

2A: £1,500,000 to £6,999,999 in Tangible Net Worth or Equity

Risk Indicator

3: Higher than Average Risk

Previous Rating

Financial Strength


2A: £1,500,000 to £6,999,999 in Tangible Net Worth or Equity

Risk Indicator

2: Lower than Average Risk

Trade Payments

TRADE PAYMENTS SUMMARY		
<div>Overall Payment behaviour</div> <div>0</div> <div>Pays on time</div> <div>Highest Now Owing:</div> <div>£ 100</div>	<div>% of Trade Within Terms</div> <div>100%</div> <div>Total Trade Experiences:</div> <div>6</div> <div>Largest High Credit:</div> <div>£ 100</div> <div>Average High Credit:</div> <div>£ 100</div>	<div>Highest Past Due</div> <div>£ 0</div>

TRADE CREDIT ANALYSIS		
<div><div><div>£600</div><div>in 6 Experiences</div></div></div>	<div><div><div>Within Terms</div><div>1 - 30 Days Beyond Terms</div><div>31 - 60 Days Beyond Terms</div><div>61 - 90 Days Beyond Terms</div><div>91+ Days Beyond Terms</div></div></div>	<div>0% of the Total Value report as Overdue</div> <div>This company generally pays on time and has a payment score of 80</div>

TRADE PAYMENTS BY CREDIT EXTENDED							
Range of Credit Extended (£)	Number of Payment Experiences	Total Value	% Within Terms	1 - 30 Days	31 - 60 Days	61 - 90 Days	91 + Days
OVER 100,000	-	-	-	-	-	-	-
50,000 - 100,000	-	-	-	-	-	-	-
15,000 - 49,999	-	-	-	-	-	-	-
5,000 - 14,999	-	-	-	-	-	-	-
1,000 - 4,999	-	-	-	-	-	-	-
UNDER 1,000	6	£ 600	100	-	-	-	-

Legal Events

All public notice information has been obtained in good faith from the appropriate public sources.

Insolvency	Public Filings	Court Judgements	Mortgages and Charges
No	No	0	1
Latest Filing: -	Latest Filing: -	Most recent unsatisfied: -	Most recent unsatisfied: 12/11/2015

EVENTS	
Outstanding Charge - General Charge	
Filing Date	12/11/2015
Date Registered	2015-11-21
Property Description	CONTAINS FIXED CHARGE.CONTAINS FLOATING CHARGE.FLOATING CHARGE COVERS ALL THE PROPERTY OR UNDERTAKING OF THE COMPANY.CONTAINS NEGATIVE PLEDGE.
Persons Entitled	TRIODOS BANK NV,

Special Events

There are no Special Events recorded for this business.

Family Tree

Members in the Tree	Subsidiaries of this Company	Branches of this Company	Minority Shareholders
2	1	0	14

Exclude Branches

HQ

Carnation Holdings Limited 22-638-7564 Ilfracombe ☐

s

Eunomia Research & Consulting Limited 22-131-6347 Bristol ☐

Members in the Tree	Subsidiaries of this Company	Branches of this Company	Minority Shareholders
2	1	0	14

OWNERSHIP

This company is a **Subsidiary**.

CARNATION HOLDINGS LIMITED
United Kingdom
D-U-N-S Number 22-638-7564
100% shareholding

Total Members in Family Tree - 2

Subsidiaries

Branches

-

-

SHAREHOLDERS	
Shareholder Name	Voting Percentage
Sarah Edwards	-
Adrian Gibbs	-
Andy Grant	-

Shareholder Name	Voting Percentage
Ann Ballinger	-
Chiarina Darrah	-
Chris Sherrington	-
Claire Walker	-
David Gibson	-
Emma Tilbrook	-
Ian Cessford	-
Mark Hilton	-
Peter Jones	-
Sam Taylor	-
Simon Hann	-

Company Profile

COMPANY OVERVIEW

D-U-N-S 22-131-6347	Telephone 0117 917 2250	Employees 129 (129 here)
Legal Form Private Limited Liability Company	Website www.eunomia.co.uk	Age (Year Started) 23 years (2001)
Registered Date 30 January 2001		
Ownership Not publicly traded		

Street Address:
37 Queen Square
BRISTOL, BS1 4QS
United Kingdom

BUSINESS REGISTRATION

Registered Name	EUNOMIA RESEARCH & CONSULTING LIMITED
Legal Form	Private Limited Liability Company
Registration Date	30/01/2001
Date Started	30/01/2001
Issued Share Capital	854 made up of 300 Ordinary shares of 1.00 each, 854 made up of 7 Ordinary shares of 1.00 each, 854 made up of 40 Ordinary shares of 1.00 each, 854 made up of 200 Preferred Ordinary shares of 1.00 each, 854 made up of 307 unknown shares of 1.00 each

BUSINESS ACTIVITIES AND EMPLOYEES

SIC Information

SIC Codes	Type	Source	SIC Description
74901	UK SIC 2007	Companies House	Environmental consulting activities
71129	UK SIC 2007	D&B	Other engineering activities (not including engineering design for industrial process and production or engineering related scientific and technical consulting activities)

SIC Codes	Type	Source	SIC Description
71122	UK SIC 2007	D&B	Engineering related scientific and technical consulting activities
8911	US SIC (1972)	D&B	Engineering architectural and surveying services


Principals

Current Principals	New Appointments	Resignations	Linked to Closures
1	0 (in the last 12 months)	1 (in the last 12 months)	14

FIVE MOST RECENT PRINCIPALS

Joseph Pierre Gilbert Papineschi	31 Jan 2004 - Current
Rita Jelinski	01 Apr 2012 - 29 Oct 2020
James Underhill Fulford	01 Apr 2008 - 30 Apr 2015
Michael Joseph Brown Bsc Msc	26 Feb 2007 - 26 Sep 2023
Dominic Francis Hogg Ma Msc Phd	30 Jan 2001 - 29 Oct 2020


CURRENT PRINCIPALS

	Joseph Pierre Gilbert Papineschi Director LinkedIn Profile
Date Appointed	31/01/2004
Address	Dudley House High Street Combe Martin Ilfracombe EX34 0HT
Date of Birth	April 1972 (Age - 52 Years)
Nationality	British
Occupation	Consultant
Associations	
GREENWORKS TRUST LTD Out of Business Favorable	11 Jul 2001 - Current
Real Food Direct Ltd Out of Business Unfavorable	10 Nov 2000 - Current

Freespeech Ltd Out of Business Favorable	06 Apr 2000 - Current
Real Life (UK) Ltd Out of Business Unfavorable	10 Sep 1999 - Current

PREVIOUS PRINCIPALS

 Rita Jelinski Company Secretary LinkedIn Profile	
Date Appointed	01/04/2012
Previous Positions	Company Secretary (01/04/2012 - 29/10/2020)
Date Resigned	29/10/2020
Address	37 Queen Square Bristol BS1 4QS

 James Underhill Fulford Director LinkedIn Profile	
Date Appointed	01/04/2008
Previous Positions	Director (01/04/2008 - 30/04/2015)
Date Resigned	30/04/2015
Address	37 Queen Square Bristol BS1 4QS
Date of Birth	December 1971 (Age - 52 Years)
Nationality	British
Occupation	Consultant


Associations

ROWNHAM HILL (MANAGEMENT) LIMITED	26 Sep 2012 - Current
EALING BUSINESS WASTE AND RECYCLING LIMITED Out of Business Favorable	06 Jul 2017 - 14 Dec 2017
SOUTHWARK BUSINESS WASTE AND RECYCLING LIMITED Out of Business Favorable	31 May 2017 - 14 Dec 2017
LONDON BOROUGH OF HOUNSLOW BUSINESS WASTE AND RECYCLING LIMITED Out of Business Favorable	05 Sep 2016 - 14 Dec 2017

LONDON BUSINESS WASTE AND
RECYCLING LIMITED

30 Mar 2016 - 14 Dec 2017

Out of Business Favorable

 **Michael Joseph Brown Bsc Msc**
Director
LinkedIn Profile

Date Appointed26/02/2007

Previous PositionsDirector (26/02/2007 - 26/09/2023)

Date Resigned26/09/2023

AddressThe Chase 5 Boucher Way Budleigh Salterton EX9 6HQ

Date of BirthOctober 1965 (Age - 58 Years)

NationalityBritish

OccupationDirector Consulting

Associations

LONDON BUSINESS WASTE AND
RECYCLING LIMITED

30 Mar 2016 - Current

Out of Business Favorable

REMADE SOUTH WEST LTD

24 Oct 2005 - Current

Out of Business Favorable

RESOURCE CONSULTANCY LTD

17 Oct 2002 - Current

Out of Business Favorable

CES (INTERNATIONAL) LTD

30 May 2001 - Current

Out of Business Favorable

COUNTY ENVIRONMENTAL
(INTERNATIONAL) LTD

30 May 2001 - Current

Out of Business Favorable


WESTCOUNTRY WASTE LTD

08 Jul 1998 - Current

Out of Business Favorable

COLLINGWOOD
ENVIRONMENTAL PLANNING
LIMITED

28 Jul 2021 - 26 Sep 2023

 **Dominic Francis Hogg Ma Msc Phd**
Director
LinkedIn Profile

Date Appointed30/01/2001

Previous PositionsDirector (30/01/2001 - 29/10/2020)

Date Resigned29/10/2020

Address	21 Canynge Square Clifton Bristol BS8 3LA
Date of Birth	May 1965 (Age - 58 Years)
Nationality	British
Occupation	Consultant

Financials

Overview

Source: D&B | Currency: All figures shown in GBP unless otherwise stated

FINANCIAL STATEMENT COMPARISON



	Individual 31/03/2023 ▼ In Single Units ▼	Individual 31/03/2022 In Single Units ▼	Individual 31/03/2021 In Single Units ▼	Individual 31/03/2020 In Single Units ▼	Individual 31/03/2019 In Single Units ▼	Last 5 Years ▼
Equity Shareholders Funds	1,689,791	2,097,531	2,188,410	1,651,659	1,410,915	<div></div>
Tangible Net Worth	1,628,217	2,028,829	2,154,138	1,603,038	1,359,500	<div></div>
Total Fixed Assets	467,401	469,972	161,675	174,525	139,899	<div></div>
Total Assets	3,882,033	4,622,175	3,968,358	3,241,598	3,211,718	<div></div>
Total Current Assets	3,414,632	4,152,203	3,806,683	3,067,073	3,071,819	<div></div>
Total Current Liabilities	2,163,092	2,415,590	1,752,152	1,562,354	1,783,724	<div></div>
Net Current Assets (Liabilities)	1,251,540	1,736,613	2,054,531	1,504,719	1,288,095	<div></div>
Employees *	129	119	95	96	77	<div></div>

*=Single Units

FINANCIAL NOTES / OPINIONS

Year	▼ Unfavorable	▼ Financial Notes / Opinions	▼
2023	No		
2022	No		
2021	No		
2020	No		
2019	No		

AUDIT INFORMATION

Type	▼ Details	▼

Balance Sheet

Source: D&B | Currency: All figures shown in GBP unless otherwise stated

FINANCIAL STATEMENT COMPARISON



Assets	Individual 31/03/2023 In Single Units	Individual 31/03/2022 In Single Units	Individual 31/03/2021 In Single Units	Individual 31/03/2020 In Single Units	Individual 31/03/2019 In Single Units	Last 5 Years
Total Intangible Assets	61,574	68,702	34,272	48,621	51,415	
Total Tangible Fixed Assets	209,877	236,317	113,669	112,170	74,750	
Fixtures And Equipment	209,877	236,317	113,669	112,170	74,750	
Financial Assets And Investments	195,950	164,953	13,734	13,734	13,734	
Total Fixed Assets	467,401	469,972	161,675	174,525	139,899	
Cash At Bank / In Hand	26,380	58,592	890,994	161,033	63,968	
Tax Recoverable	71,028	-	-	-	-	
Trade Debtors	1,789,881	1,627,316	1,712,453	1,887,234	1,927,401	
Amounts Owed By Group Companies	277,915	1,223,012	450,235	304,031	264,705	
Other Receivables	1,249,428	1,243,283	753,001	714,775	815,745	
Total Current Assets	3,414,632	4,152,203	3,806,683	3,067,073	3,071,819	
Total Long Term Assets	467,401	469,972	161,675	174,525	139,899	
Total Assets	3,882,033	4,622,175	3,968,358	3,241,598	3,211,718	
Liabilities	Individual 31/03/2023 In Single Units	Individual 31/03/2022 In Single Units	Individual 31/03/2021 In Single Units	Individual 31/03/2020 In Single Units	Individual 31/03/2019 In Single Units	Last 5 Years
Trade Creditors	228,687	267,488	328,453	290,585	316,970	
Bank Loans & Overdrafts	-	181,646	-	-	115,181	
Amounts Due To Group Companies	249,434	210,921	131,491	66,300	26,807	
Tax & Social Security	655,918	817,906	772,373	550,291	559,572	

Liabilities	Individual 31/03/2023 ▼ In Single Units ▼	Individual 31/03/2022 In Single Units ▼	Individual 31/03/2021 In Single Units ▼	Individual 31/03/2020 In Single Units ▼	Individual 31/03/2019 In Single Units ▼	Last 5 Years ▼
Other Current Liabilities	1,029,053	937,629	519,835	655,178	765,194	
Total Current Liabilities	2,163,092	2,415,590	1,752,152	1,562,354	1,783,724	
Net Current Assets (Liabilities)	1,251,540	1,736,613	2,054,531	1,504,719	1,288,095	
Total Assets Less Current Liabilities	1,718,941	2,206,585	2,216,206	1,679,244	1,427,994	
Deferred Taxation	-	47,629	27,796	27,585	17,079	
Other Long Term Liabilities	29,150	61,425	-	-	-	
Total Long Term Liabilities	29,150	109,054	27,796	27,585	17,079	
Net Assets	1,689,791	2,097,531	2,188,410	1,651,659	1,410,915	
Net Worth / Shareholders' Funds ▼	Individual 31/03/2023 ▼ In Single Units ▼	Individual 31/03/2022 In Single Units ▼	Individual 31/03/2021 In Single Units ▼	Individual 31/03/2020 In Single Units ▼	Individual 31/03/2019 In Single Units ▼	Last 5 Y
Issued Share Capital	857	861	861	865	869	
Share Premium Account	90,970	90,970	90,970	90,970	90,970	
Retained Profit / (Loss) Reserve	1,597,888	2,005,628	2,096,507	1,559,756	1,319,012	
Other Reserves	76	72	72	68	64	
Total Equity Shareholders' Funds	1,689,791	2,097,531	2,188,410	1,651,659	1,410,915	
Tangible Net Worth	1,628,217	2,028,829	2,154,138	1,603,038	1,359,500	
Balance Sheet Notes	Individual 31/03/2023 ▼ In Single Units ▼	Individual 31/03/2022 In Single Units ▼	Individual 31/03/2021 In Single Units ▼	Individual 31/03/2020 In Single Units ▼	Individual 31/03/2019 In Single Units ▼	Last 5 Years ▼
Total Operating Lease Commitments	585,010	786,178	693,064	143,346	-	
Operating Lease Commitments - Plant & Machinery (Or Other)	585,010	786,178	693,064	143,346	-	

Profit and Loss Accounts

Source: D&B | Currency: All figures shown in GBP unless otherwise stated

FINANCIAL STATEMENT COMPARISON					
Profit And Loss Notes	Individual 31/03/2023 In Single Units	Individual 31/03/2022 In Single Units	Individual 31/03/2021 In Single Units	Individual 31/03/2020 In Single Units	Individual 31/03/2019 In Single Units
Total Payroll	156,498	152,513	82,755	38,222	37,372
Total Depreciation And Amortisation	108,021	83,024	52,675	47,661	39,146
Total Directors' Remuneration* *	156,498	152,513	82,755	38,222	37,372
*=Full Value					

Cash Flow

This company has not provided financial statements to D&B.

Financial Ratios

Source: D&B | Currency: All figures shown in GBP unless otherwise stated

Profitability ▼	31/03/2023 ▼	31/03/2022 ▼	31/03/2021 ▼	31/03/2020 ▼	31/03/2019 ▼
Acid Test (X)	1.6	1.7	2.2	2.0	1.7
Current Ratio (X)	1.6	1.7	2.2	2.0	1.7
Solvency Ratio (X)	134.6	124.4	82.6	99.2	132.5
Fixed Assets / Networth (%)	12.9	11.6	5.3	7.0	5.5
Financial Status ▼	31/03/2023 ▼	31/03/2022 ▼	31/03/2021 ▼	31/03/2020 ▼	31/03/2019 ▼
Current Liabilities / Networth (%)	132.9	119.1	81.3	97.5	131.2
Capital / Employee *	13.3	18.5	23.3	17.5	18.5
Employee Average Wage *	1.2	1.3	0.9	0.4	0.5

This Report is for the intended recipient's internal business use only and may not be copied, reproduced, re-distributed, resold or otherwise shared or supplied to any third party. This Report is provided in support of decision making by the intended recipient and may not be used for the purpose of making credit, marketing or supply decisions. All information contained in this Report is provided on an "as is," "as available" basis and (while every reasonable step is taken to ensure the accuracy of personal data) D&B disclaims all warranties, express or implied, including any warranties of accuracy, completeness, currentness, satisfactory quality, conformity with description or fitness for a particular purpose.